

KEY FEATURES (Source: Amundi Group)

Creation date : 31/07/1990
Fund structure : Mutual Fund under French law
Directive : UCITS IV
AMF classification :
 Bonds & other international debt securities
Benchmark : None
PEA eligible : No
Currency : EUR
Type of shares : Capitalization
ISIN code : FR0010325605
Bloomberg code : CPRWORL FP
Minimum recommended investment horizon :
 > 3 years
Risk scale (according to KIID) :



KEY FIGURES (Source: Amundi Group)

Net Asset Value (NAV) : 59.64 (EUR)
Assets Under Management (AUM) :
 149.90 (million EUR)
Last coupon : -

KEY PEOPLE (Source: Amundi Group)

Management company : CPR ASSET MANAGEMENT
Fund manager : Zakaria Darouich / Julien Daire
Custodian / Administrator :
 CACEIS Bank / CACEIS Fund Administration France

OPERATION & FEES (Source: Amundi Group)

Frequency of NAV calculation : Daily
Order cut-off time : 12:00
Execution NAV / Redemption Date : D / D+1
Minimum initial subscription :
 1 thousandth(s) of (a) share(s)
Minimum subsequent subscription :
 1 thousandth(s) of (a) share(s)
Subscription fee (max) : 5.00%
Redemption fee : 0.00%
Annual management charges (max.) : 1.00%
Performance fees : Yes

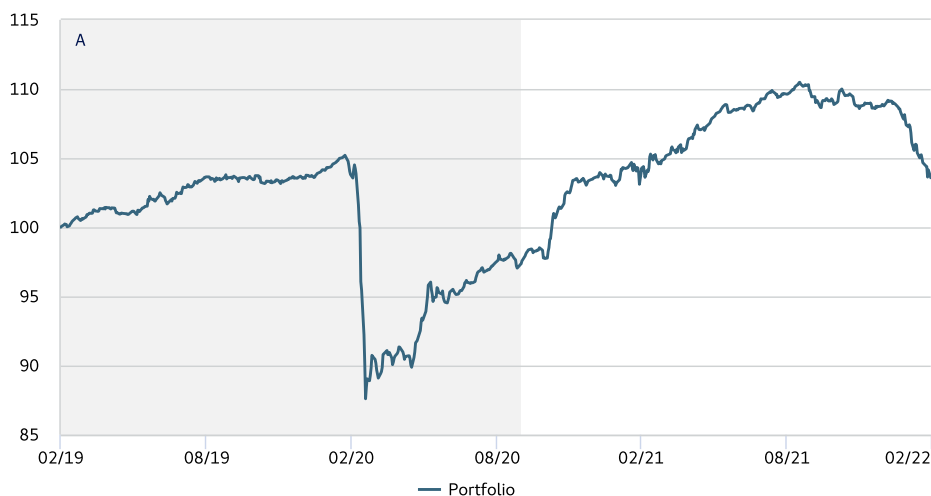
All details are available in the legal documentation

INVESTMENT STRATEGY (Source: Amundi Group)

A global bond fund investing across a wide investment universe covering fixed income, sovereign and private credit (all credit ratings) and currencies, in all geographies. The fund aims to outperform the benchmark over the recommended investment horizon. New investment process since July 2013.

ANALYSIS OF THE NET PERFORMANCE (Source: Fund Admin)

CHANGE IN NET ASSET VALUE BASE 100 (Source: Fund Admin)



A : Changement de stratégie d'investissement le 30/09/2020, d'une gestion benchmarkée à une gestion en performance absolue cherchant à délivrer la meilleure performance possible sans référence à un benchmark spécifique. Les performances antérieures à cette date ne reflètent donc pas la stratégie menée ensuite sur le FCP.

ANNUALISED PERFORMANCES (Source: Fund Admin) ¹

	YTD	1 month	3 months	1 year	3 years	5 years	Since
Since	31/12/2021	31/01/2022	30/11/2021	26/02/2021	28/02/2019	28/02/2017	31/07/1990
Portfolio	-4.77%	-3.43%	-4.61%	0.45%	1.18%	-0.08%	4.41%

¹ Data corresponding to periods of more than a year are annualised.

ANNUAL PERFORMANCES (Source: Fund Admin) ²

	2021	2020	2019	2018	2017
Portfolio	5.01%	-0.02%	5.33%	-4.82%	-0.47%
Benchmark	-	-	4.63%	-0.27%	0.40%
Spread	-	-	0.70%	-4.56%	-0.87%

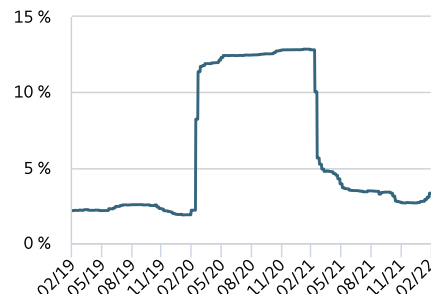
² Performance varies over time and is not a reliable indication of future results. The investments are subject to market fluctuations and may gain or lose value.

RISK ANALYSIS (Source: Fund Admin)

	1 year	3 years	5 years	Inception to date
Portfolio volatility	3.31%	7.70%	6.06%	4.68%
Sharpe Ratio	0.06	0.22	0.06	-

Annualised data

EVOLUTION OF VOLATILITY (Source: Fund Admin)

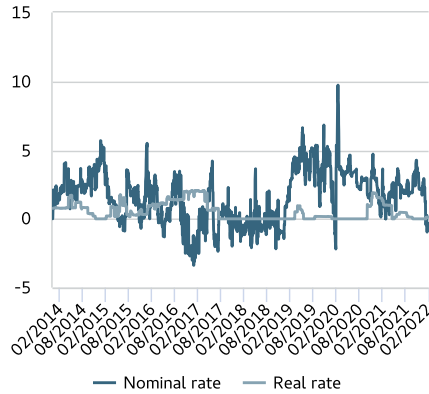


PORTFOLIO ANALYSIS (Source: Amundi Group)

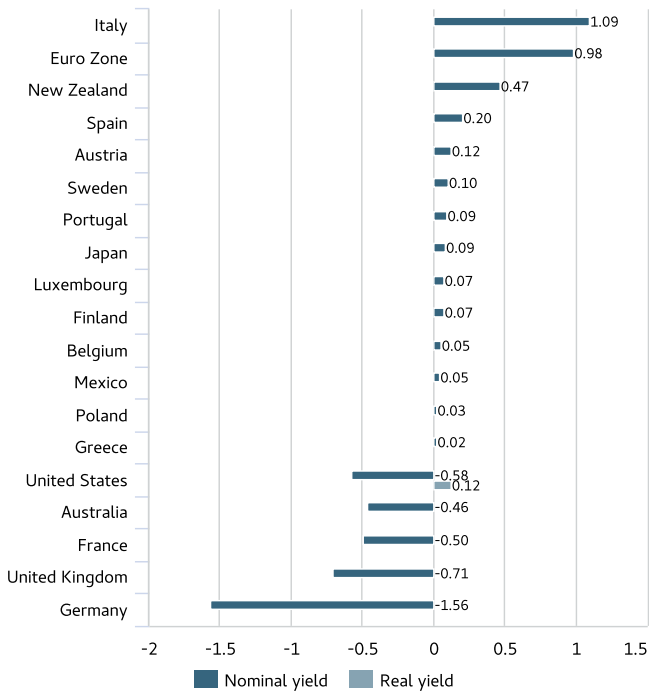
GLOBAL ANALYSIS (Source: Amundi Group)

	Portfolio
Interest rate Sensitivity	-0.25
Exposition Change	6.16%
Average maturity (years)	8
Agency average LT rating	BB-
Nb of issuers	44
Number of lines	50

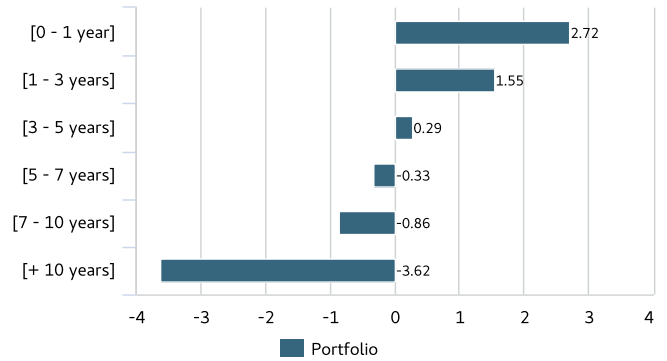
CHANGE IN INTEREST RATE SENSIBILITY (Source: Groupe Amundi)



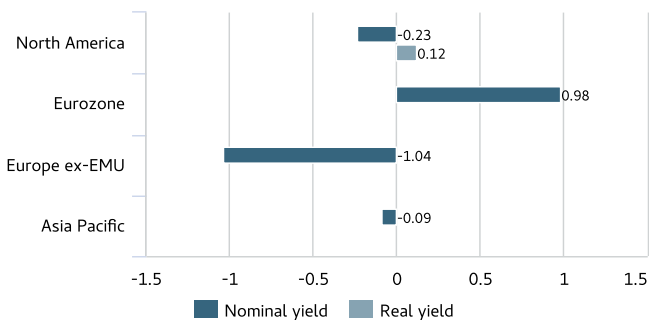
BREAKDOWN OF SENSIBILITY RATE BY COUNTRY (Source: Amundi Group)



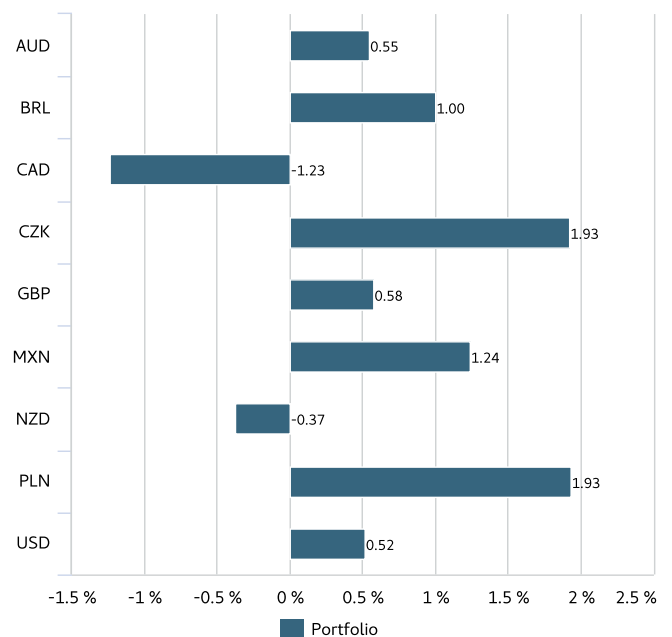
BREAKDOWN BY MATURITY OF THE SENSIBILITY RATE (Source: Amundi Group)



BREAKDOWN OF RATE SENSIBILITY BY CURRENCY AREA (Source: Amundi Group)



FOREIGN EXCHANGE EXPOSURE - EX EURO (% of total assets) (Source: Amundi Group)



10 MAIN ISSUERS IN PORTFOLIO (Source: Amundi)

	Sector	Country	Portfolio
UNITED STATES OF AMERICA	Sovereigns	United States	6.61%
NEW ZEALAND	Sovereigns	New Zealand	5.14%
BANK OF MONTREAL	Financials	Canada	4.65%
AMERICAN EXPRESS CO	Financials	United States	3.29%
DEUTSCHE PFANDBRIEFBK AG	Financials	Germany	3.05%
NORDDEUTSCHE LDB GIROZENTRAL	Financials	Germany	3.03%
AMS-OSRAM AG	Information Technology	Austria	2.98%
BANCO COMERCIAL PORTUGUES SA	Financials	Portugal	2.74%
VODAFONE GROUP PLC	Communication Services	United Kingdom	2.64%
UNIBAIL-RODAMCO-WESTFIELD SE	Real estate	France	2.53%