

# AXA WF Euro Credit Total Return A EUR

Past performance is not a reliable indicator of future results.

## Key Figures (EUR)\*

Fund Cumulative Performance (%)					Current NAV	
YTD	1Y	3Y	10Y	Launch	Acc.	Inc.
-0.09	+2.76	+21.21	+48.20	+51.06	151.06	121.3

Fund Annualized Performance (%)				Assets Under Management (M)
3 Y.	5 Y.	10 Y.	Launch	EUR
+6.60	+3.74	+4.01	+3.80	5 186.43

## Dividend Record

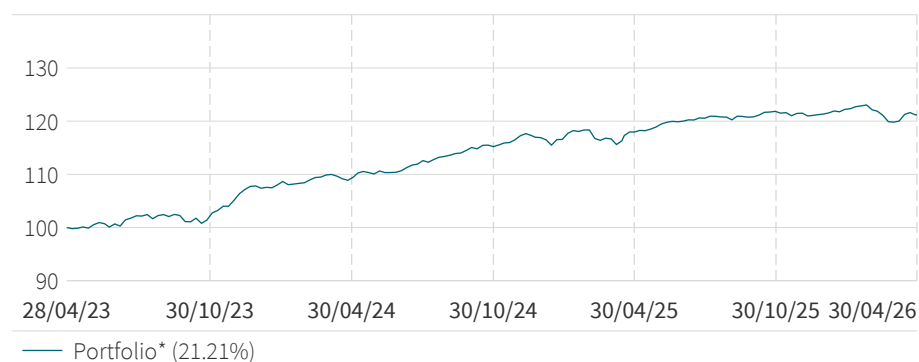
	Record-Date	Ex-Date	Dividend per Share	12 month Yield (%)
Dec 2021	29/12/2021	30/12/2021	0.63	0.56
Dec 2022	29/12/2022	30/12/2022	2.80	2.65
Dec 2023	28/12/2023	29/12/2023	3.73	3.27
Dec 2024	27/12/2024	30/12/2024	3.65	3.04
Dec 2025	29/12/2025	30/12/2025	3.31	2.73

12 Month Yield = (Sum of Dividends) / (Ending NAV). The 12 Month yield is calculated based on the sum of the distributions over the previous 12 months and the latest NAV. The 12 month yield may be higher or lower than the actual annual dividend yield. A positive distribution yield does not imply positive return. Dividends are not guaranteed. Past dividends are not indicative of future dividends.

Investors should not make any investment decision solely based on information contained in the table above. You should read the relevant offering document (the Key Information Document (PRIIPs/UCITS KID)) of the fund for further details including the risk factors.

## Performance & Risk

### Performance evolution (EUR)



Data is rebased to 100 by BNPP AM on the graph start date

Cumulative performance calculations are net of fees, based on the reinvestment of dividends. The benchmark, when there is one could be calculated on the basis of net or gross dividend. Please refer to the prospectus (or Swiss fund contract) for more information.

\* 1st NAV date : 10/04/2015

Source(s): BNPP Asset Management as at 30/04/2026

For more information about BNPP Asset Management, visit [bnpparibas-am.com](http://bnpparibas-am.com)

## Benchmark

The fund doesn't have a benchmark.

The Fund is actively managed without reference to any benchmark.

## Fund Key Metrics

	Port.
Linear Average Rating	BBB2
Mod. Duration	4.28
Mod. Duration To Worst	4.20
Yield To Worst (%)	4.60
Number of Holdings	490
Number of Issuers	204

## Fund Profile

ESG Rating 

% of AUM covered by ESG absolute rating: Portfolio = 99.0% (not meaningful for coverage below 50%)

For more information about the methodology, please read the section 'ESG Metrics Definition' below

## Fund Manager

Boutaina DEIXONNE

Team Support - Co-Manager

## Performance & Risk (Continued)

### Risk analysis

	1Y	3Y	5Y	Launch
Portfolio Volatility * (%)	2.41	3.59	6.82	6.27
Sharpe Ratio	0.76	1.27	0.42	0.68

All definitions of risks indicators are available in the section 'Glossary' below

### Rolling Performance (%)

	1M	3M	6M	YTD	3Y	5Y	30/04/25 30/04/26	30/04/24 30/04/25	30/04/23 30/04/24	30/04/22 30/04/23	30/04/21 30/04/22	Launch
Portfolio*	1.17	-0.95	-0.48	-0.09	21.21	20.14	2.76	7.99	9.22	4.39	-5.05	51.06

### Annual Calendar Performance (%)

	2025	2024	2023	2022	2021	2020	2019	2018	2017	2016
Portfolio*	3.77	8.54	11.42	-4.15	1.42	7.08	10.60	-4.29	4.13	8.52

Past performance is not a reliable indicator of future results. Performance calculations are net of fees, based on the reinvestment of dividends. The benchmark, when there is one could be calculated on the basis of net or gross dividend. Please refer to the prospectus for more information.

## Portfolio Analysis

### Top 10 Holdings

Name	Weighting (%)	Issuer country	Mod. Duration	Contribution
Bundesrepublik Deutschland 0.5% 02/15/2028	2.36	Germany	1.7	0.04
Banco Santander SA VAR PERP	0.54	Spain	3.9	0.02
Bundesrepublik Deutschland 2.3% 02/15/2033	0.49	Germany	6.2	0.03
BNP Paribas SA VAR PERP	0.45	France	3.4	0.02
Banco Comercial Portugues SA VAR 03/20/2037	0.45	Portugal	4.9	0.02
Schneider Electric SE 3% 03/02/2032	0.44	United States of America	5.2	0.02
ASR Nederland NV VAR 12/07/2043	0.44	Netherlands	5.7	0.02
Verizon Communications Inc 3.75% 08/06/2037	0.42	United States of America	8.7	0.04
Unibail-Rodamco-Westfield SE VAR PERP	0.42	France	3.6	0.01
Nordea Bank Abp 3.125% 02/04/2033	0.41	Finland	5.9	0.02
<b>Total (%)</b>	<b>6.42</b>			

Any securities or other financial instruments shown are for illustrative purposes only at the date of this report and may no longer be in the portfolio later. This should not be considered as a recommendation to purchase or sell any security or other financial instrument.

\* 1st NAV date : 10/04/2015

Source(s): BNPP Asset Management as at 30/04/2026

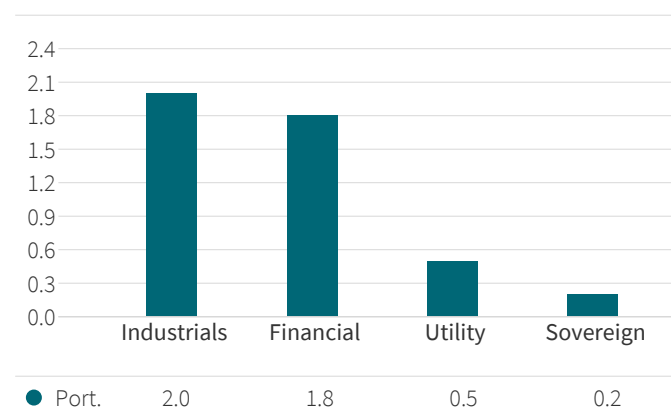
For more information about BNPP Asset Management, visit [bnpparibas-am.com](http://bnpparibas-am.com)

## Portfolio Analysis (Continued)

### Sector Breakdown (%)

	Portfolio
Industrials	43.49
Financial	38.83
Utility	10.54
Sovereign	3.22
Cash	3.93

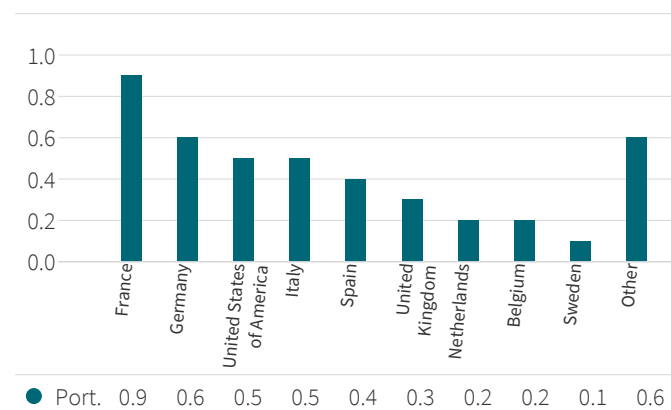
### Contribution to duration by sector



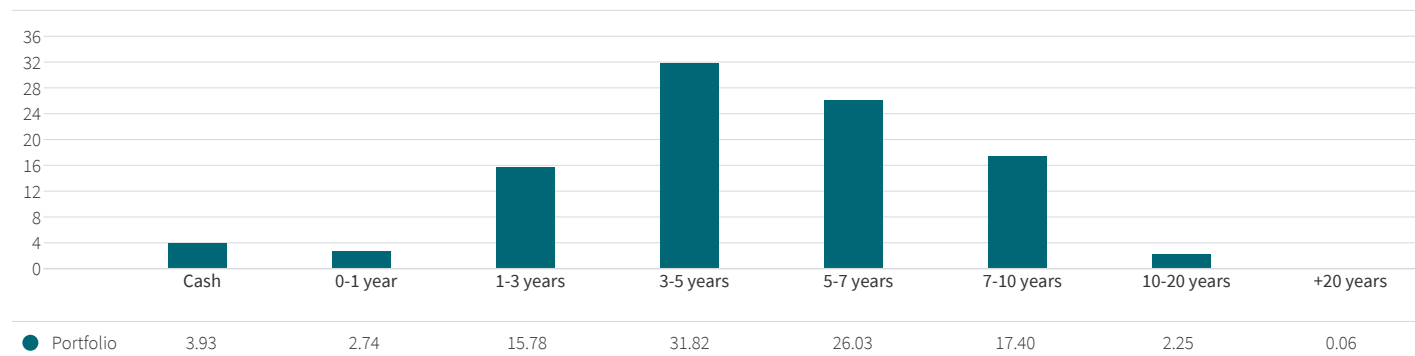
### Geographical Breakdown (%)

	Portfolio
France	19.78
Germany	13.90
Italy	11.03
United States of America	9.79
Spain	9.14
United Kingdom	7.22
Netherlands	4.10
Belgium	3.81
Sweden	2.97
Portugal	2.13
Other	12.21
Cash	3.93

### Contribution to Duration by Geography

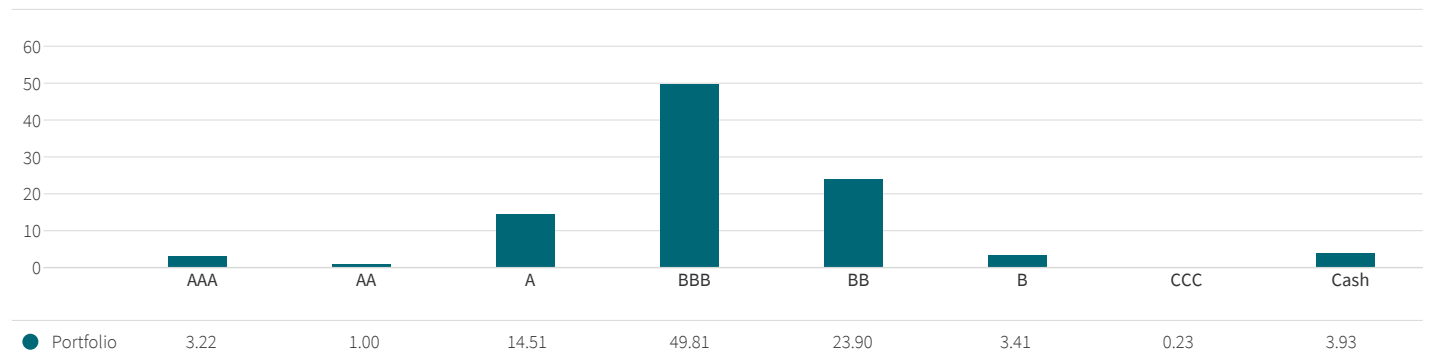


### Maturity Breakdown (%)



## Portfolio Analysis (Continued)

### Rating Breakdown (%)



## Additional Information

### Administration: A EUR

Legal form	SICAV
UCITS Compliant	Yes
AIF Compliant	No
Legal country	Luxembourg
1st NAV date	10/04/2015
Fund currency	EUR
Shareclass currency	EUR
Valuation	Daily
Share type	Accumulation / Income
ISIN code C / D	LU1164219682 / LU1164219922
Distribution Type	Net Income
Maximum subscription fees	3%
Transaction costs	0.13%
Ongoing charges	1.16%
Financial management fees	0.95%
Maximum management fees	0.95%
Management company	BNP PARIBAS ASSET MANAGEMENT EUROPE SAS
Delegation of account administration	State Street Bank International GmbH (Luxembourg Branch)
Custodian	State Street Bank International GmbH (Luxembourg Branch)

*The actual costs can be found in the annual reports and are deducted each time the net asset value is calculated. The value of the investment is reduced by these costs. As disclosed in the most recent Annual Report, the ongoing charges calculation excludes performance fees, but includes management and applied services fees. The effective Applied Service Fee is accrued at each calculation of the Net Asset Value and included in the ongoing charges of each Share Class. The investment will be reduced by the payment of the above mentioned fees.*

### Fund Objectives

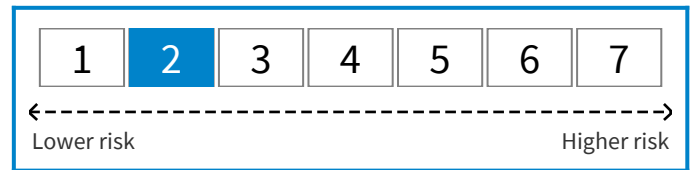
The Sub-Fund's investment objective is to maximize total return from a combination of income and capital growth by investing in fixed income securities mainly denominated in Euro over a long term period.

### Investment Horizon

The risk and the reward of the product may vary depending on the expected holding period. We recommend holding this product at least for 5 years.

### Risk Indicator

The information shown below is from the KID PRIIPS.



The risk indicator assumes you keep the product for 5 years.

The actual risk can vary significantly if you cash in at an early stage and you may get back less.

The summary risk indicator is a guide to the level of risk of this product compared to other products. It shows how likely it is that the product will lose money because of movements in the markets or because we are not able to pay you.

We have classified this product as 2 out of 7 which is a low risk class. This rates the potential losses from future performance at a low level. The risk category associated to this product was determined based on past observations, it is not guaranteed and can evolve in the future.

Be aware of currency risk. You will receive payments in a different currency, so the final return you will get depend on the exchange rate between the two currencies. This risk is not considered in the indicator shown above.

Other risks not included in the Summary risk indicator can be materially relevant, such as counterparty risk, liquidity risk. For further information, please refer to the prospectus.

This product does not include any protection from future market performance so you could lose some or all of your investment.

### Subscription Redemption

The subscription, conversion or redemption orders must be received by the Registrar and Transfer Agent on any Valuation Day no later than 3 p.m. Luxembourg time. Orders will be processed at the Net Asset Value applicable to such Valuation Day. The investor's attention is drawn to the existence of potential additional processing time due to the possible involvement of intermediaries such as Financial Advisers or distributors. The Net Asset Value of this Sub-Fund is calculated on a daily basis.

### How to Invest

Before making an investment, investors should read the relevant Prospectus and the Key Investor Information Document (particularly for UK investors) / Key Information Document / scheme documents, which provide full product details including investment charges and risks. These documents are available in English or in your national language (if available) at [axa-im.com](http://axa-im.com). The information contained herein is not a substitute for those documents or for professional external advice.

#### Retail Investors

Retail investors should contact their Financial intermediary.

## Additional Information (Continued)

### ESG Metrics Definition

Our approach to ESG measurement seeks to combine qualitative and quantitative techniques. The tree rating shown in this report is a simple pictorial representation of the overall ESG rating of the fund's portfolio. A fund which has 1 tree has a poor ESG rating, whereas a fund with 5 trees has a high ESG rating. For more information on our ESG standards, approach and methodology please visit:

<https://core.axa-im.com/responsible-investing/putting-esg-to-work>

ESG indicators are for informational purposes only.

The portfolio has a contractual objective on one or more ESG indicators.

### Disclaimers

This marketing communication does not constitute on the part of BNPP Asset Management a solicitation or investment, legal or tax advice. This material does not contain sufficient information to support an investment decision. The information contained herein is intended solely for the entity and/or person(s) to which it has been delivered, unless otherwise allowed under applicable agreements.

The tax treatment associated with holding, buying or disposing of shares or units in a fund depends on the status or tax treatment of each investor and may be subject to change. Potential investors are strongly encouraged to seek the advice of their own tax adviser.

Due to its simplification, this document is partial and opinions, estimates and forecasts herein are subjective and subject to change without notice. There is no guarantee forecasts made will come to pass. Data, figures, declarations, analysis, predictions and other information in this document is provided based on our state of knowledge at the time of creation of this document. Whilst every care is taken, no representation or warranty (including liability towards third parties), express or implied, is made as to the accuracy, reliability or completeness of the information contained herein. This material does not contain sufficient information to support an investment decision.

Past performance is not a guide to current or future performance, and any performance or return data displayed does not take into account commissions and costs incurred when issuing or redeeming units. The value of investments, and the income from them, can fall as well as rise and investors may not get back the amount originally invested. Exchange-rate fluctuations may also affect the value of their investment. Due to this and the initial charge that is usually made, an investment is not usually suitable as a short term holding. Commissions and costs have an adverse effect on the performance of the fund.

The Fund's characteristics do not protect the investors from the potential effect of inflation over time. The investments and/or any potential income generated during the period will not be adjusted by the rate of inflation over the same period. Thus, the return on the fund adjusted from the rate of inflation could be negative. Consequently, the inflation might undermine the performance and/or the value of your investment.

Cash includes liquid assets and equivalent items such as cash held in bank accounts, positions in money market funds or unrealised gains receivable or payable in respect of currency hedging transactions.

The Fund referenced herein has not been registered under the United States Investment Company Act of 1940, as amended, nor the United States Securities Act of 1933, as amended. None of the shares may be offered or sold, directly or indirectly in the United States or to any US Person unless the securities are registered under the Act, or an exemption from the registration requirements of the Act is available. A US Person is defined as (a) any individual who is a citizen or resident of the United States for federal income tax purposes; (b) a corporation, partnership or other entity created or organized under the laws of or existing in the United States; (c) an estate or trust the income of which is subject to United States federal income tax regardless of whether such income is effectively connected with a United States trade or business. In the United States, this material may be distributed only to a person who is a "distributor," or who is not a "U.S. person," as defined by Regulation S under the U.S. Securities Act of 1933 (as amended).

The fund or sub fund is a part of AXA World Funds. AXA WORLD FUNDS 's registered office is 49, avenue J.F Kennedy L-1885 Luxembourg. The Company is registered under the number B. 63.116 at the "Registre de Commerce et des Sociétés" The Company is a Luxembourg SICAV UCITS IV approved by the CSSF and managed by BNPP Asset Management Europe, a company incorporated under the laws of France, having its registered office at 1 Boulevard Haussmann, 75009 Paris, France and its postal address at Tour Majunga - La Défense 9 - 6, place de la Pyramide - 92800 Puteaux, registered with the Paris Trade and Companies Register under number 319 378 832, and a Portfolio Management Company, holder of AMF approval no. GP 96002, issued on 19 April 1996.

Securities or other financial instruments shown are for illustrative purposes only at the date of this report and may no longer be in the portfolio later. This does not constitute investment research or financial analysis relating to transactions in financial instruments, nor does it constitute an offer to buy or sell any investments, products or services, and should not be considered as solicitation or investment, legal or tax advice, a recommendation for an investment strategy or a personalized recommendation to buy or sell securities or other financial instruments.

For more information on sustainability-related aspects please visit <https://www.axa-im.com/what-sfdr>

### Depending on the recipient's respective jurisdiction or region, the following additional disclosures may apply:

The Swiss representative for the Luxembourg-domiciled SICAV (société d'investissement à capital variable) AXA World Funds is FIRST INDEPENDENT FUND SERVICES LTD. (FIFS), Feldeggstrasse 12, CH-8008 Zurich. The Swiss paying agent is NPB New Private Bank Ltd, Limmatquai 1, CH-8001 Zurich. The current prospectus, the Key Information Document (PRIIPs KID), the articles of association as well as the annual and semi-annual reports can be obtained free of charge from the Swiss representative. In respect of the units offered in Switzerland, the place of performance is the registered office of the Swiss representative. The place of jurisdiction is at the registered office of the Swiss representative or at the registered office or place of residence of the investor.

## Additional Information (Continued)

### Glossary

Volatility (%): is an indicative measure of degree of variation of an asset's price changes over time.

Sharpe ratio: is the measure of the risk-adjusted excess return over risk free rate of a financial portfolio and is used to compare the excess return of an investment to its risk. The higher the Sharpe ratio the better the return compared to the risk taken.