

Monthly factsheet  
Marketing material  
Data as at 30.04.2026  
**At a glance**

## Pictet - Digital - P EUR

NAV/share	EUR 593.60
Fund size (mio)	EUR 3 330
Positions	38

### Important information

- Pictet-Digital (the "Fund") seeks capital growth by investing at least two-thirds of its total assets in equities or any other securities issued by companies using digital technology to offer interactive services and/or products related to interactive services in the communications sector.
- The Fund's investments are concentrated in companies operating in telecommunications, media and technology sectors. The reduction in profitability of these sectors will have adverse impact on the Fund's NAV.
- The Fund may have exposure to emerging markets including but not limited to China. Due to the political and economic situations in emerging countries, investment in the Fund presents, among others, greater legal, political, social, economic policy, volatility, currency, exchange, tax, capital repatriation and liquidity risks.
- Sustainability risk: Environmental, social and governance related risk events or conditions could cause a material impact on the value of the investment if they were to occur.
- Investors should not only base on this marketing material alone to make investment decisions.

## Pictet - Digital - P EUR

### INVESTMENT OVERVIEW

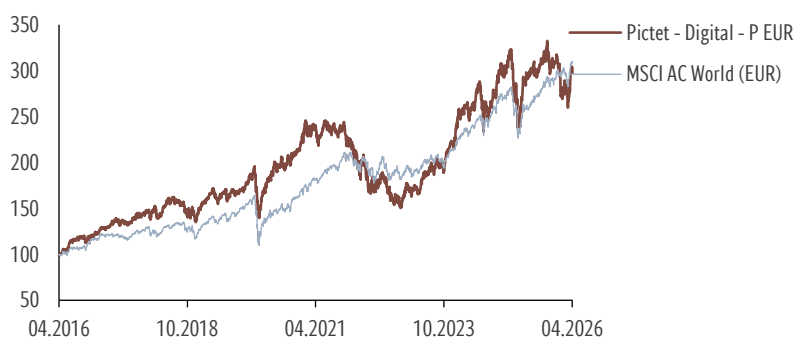
The sub-fund seeks capital growth by investing at least two-thirds of its total assets in the shares of companies using digital technology to provide interactive services and/or products associated with interactive services in the field of communication. The investment universe is not limited to a specific

geographical zone.

#### Reference Index

MSCI AC World (USD), an index that does not take into account environmental, social and governance (ESG) factors. Used for risk monitoring, performance objective and performance measurement.

Value of 100 EUR invested since 29.04.2016 (Net of fees\*)



Current index: MSCI AC World (EUR) valid from 30.06.2008

Source: Pictet Asset Management

\*Including actual ongoing charges and excluding subscription/redemption fees and taxes borne by the investor.

### PERFORMANCE DISCLOSURES

The published performance represents past data. Past performance may not be a reliable guide to future performance. There is no guarantee that the same yields will be obtained in the future. The value and income of any of your

investments may fluctuate with market conditions and may lose some or all its value. The fund may be affected by changes in currency exchange rates, which can have an adverse effect on the value or income of the fund.

### SFDR Classification<sup>1</sup>

Article	Article	Article
6	8	9

1. Regulation (EU) 2019/2088 of the European Parliament and of the Council of 27 November 2019 on Sustainability-related disclosures in the financial services sector (SFDR). Refer to the Glossary.

### General information

Legal form	Sub-fund of a SICAV
Regulatory status	UCITS
Domicile	Luxembourg
Inception date	30.06.2008
Share class currency	EUR
Compartment currency	USD
Dividend	Reinvested
ISIN	LU0340554913
Bloomberg	PFLDCPE LX
Reference index	MSCI AC World (EUR)
Order deadline	T CET 13:00
NAV calculation	Daily
Min. investment horizon (year(s))	5

### Effective Fees (%)

Performance Fee	-
Max. entry fee <sup>1</sup>	5.00
Max. exit fee <sup>1</sup>	1.00
Max. conversion fee <sup>1</sup>	2.00
Management fee (included in OCR)	1.60

Source: Pictet Asset Management

Please refer to the glossary for definition and to the Performance Fees Calculation Method, if any.

<sup>1</sup>Charged by the distributor.

### Management team

John Gladwyn, Stanislas Effront, Charles Lepetitpas



## PERFORMANCE

### Annualised (%)

	1 YEAR	3 YEARS	5 YEARS	SINCE INC.
Fund	15.73	20.93	4.67	12.65
Reference index	26.94	17.44	11.25	10.28

### Cumulative (%)

	YTD	1 MONTH	3 MONTHS	6 MONTHS	1 YEAR	2 YEARS	3 YEARS	5 YEARS	SINCE INC.
Fund	-3.96	12.84	0.03	-9.80	15.73	17.24	76.83	25.66	736.53
Reference index	6.77	8.22	5.04	6.02	26.94	33.54	61.96	70.43	472.73

### Calendar Year (%)

	2025	2024	2023	2022	2021	2020	2019	2018	2017	2016
Fund	4.72	33.09	47.06	-32.83	4.74	21.82	27.70	-2.82	20.38	11.57
Reference index	7.86	25.33	18.06	-13.01	27.54	6.65	28.93	-4.85	8.89	11.09

Source: Pictet Asset Management 30.04.2026

Past performance may not be a reliable guide to future performance. All forms of investment involve risk. The value of investments and the income derived from them is not guaranteed and it can fall as well as rise and you may not get back the original amount invested. Please refer to the Risk Considerations and to the prospectus for more information.

## RISK CONSIDERATIONS

The summary risk indicator is a guide to the level of risk of this product compared to other products. It shows how likely it is that the product will lose money because of movements in the markets or because we are not able to pay you. The risk indicator assumes you keep the product for 5 year(s). The actual risk can vary significantly if you cash in at an early stage and you may get back less. This product may be exposed to further risks that are not included in

the Summary Risk Indicator, for example:

- Currency risk: where your reference currency differs from the currency of the share class, you will receive payments in a different currency, so the final return you will get depends on the exchange rate between the reference currency and your local currency.
- Financial derivatives risk: the leverage resulting from derivatives

amplifies losses in certain market conditions.

- Sustainability risk: the risk arising from any environmental, social or governance events or conditions that, were they to occur, could cause a material negative impact on the value of the investment.

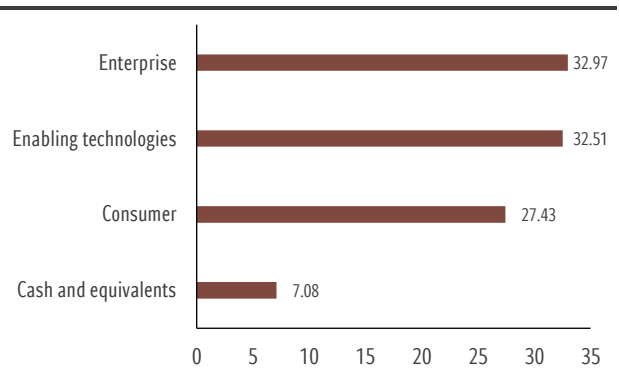
Further information can be found in the prospectus. This product does not include any protection from future market performance so you could lose some or all of your investment.

## PORTFOLIO BREAKDOWN

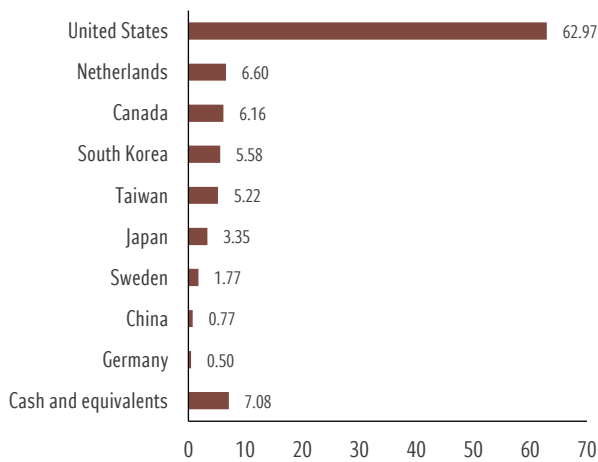
### Top 10 Holdings (% of asset)

Alphabet Inc	8.75
Amazon.Com Inc	8.64
Nvidia Corp	5.80
Taiwan Semiconductor Manufacturing Co Ltd	5.22
Samsung Electronics Co Ltd	4.35
Asm International Nv	3.46
Meta Platforms Inc	3.43
Tokyo Electron Ltd	3.35
CrowdStrike Holdings Inc	2.89
Netflix Inc	2.75

### Economic sector (% of assets)



### Risk Country (% of asset)



Source: Pictet Asset Management 30.04.2026

### Portfolio characteristics

Alpha (over 3 years) %	-2.72
Beta (over 3 years)	1.53
Annualised volatility (over 3 years) %	21.66
Correlation (over 3 years)	0.81
Information Ratio (over 3 years)	0.25
Sharpe Ratio (over 3 years)	0.85

Source: Pictet Asset Management 30.04.2026

## FINANCIAL GLOSSARY

### Alpha

Alpha shows the percentage performance of a fund above or below that explained by its exposure to the broader market.

### Annualised volatility

Annualised volatility is a risk indicator showing the extent of the price fluctuations of a security or fund unit compared to its average price over a given period. The higher the volatility, the greater the fluctuations.

### Beta

Beta shows the average extent a fund's return moves relative to the broader

market. A fund with a beta above 1 moves on average more than the market and below 1 moves on average less than the market.

### Conversion fee

Fee paid for the transfer of shares of one unit/share class to another unit/share class.

### Correlation

Correlation shows how a fund's return moves in relation to the benchmark. Highly correlated investments tend to move up and down together while this is not true for investments with low correlation.

### Information ratio

The information ratio is a way of measuring the value added by the portfolio manager relative to a benchmark. It is a measure of the risk-adjusted return of a portfolio and is calculated by dividing the active return (portfolio return minus benchmark return) by the tracking error.

### NAV

An acronym of net asset value.

### Order deadline

Deadline for remittance of orders to the



transfer agent in Luxembourg as set out in the relevant annexes to the prospectus. You may be required to submit your orders to your financial advisor or fund distributor by an earlier cut-off time.

#### **SRI**

The Summary Risk Indicator (SRI) is defined by the PRIIPs regulation and is designed to show the relative risk of a product, using a combination of market and credit risk measures.

#### **Sharpe ratio**

The Sharpe ratio shows the fund's risk-adjusted performance. It is calculated by dividing the excess return (portfolio return minus risk free return) by the volatility.

## Management Company

Pictet Asset Management (Europe) S.A.

6B, rue du Fort Niedergruenewald, L-2226  
Luxembourg, Grand Duchy of Luxembourg  
[pictet.com/assetmanagement](http://pictet.com/assetmanagement)

The management company is regulated by the  
Commission de Surveillance du Secteur Financier  
(CSSF).

## Investment Manager

Pictet Asset Management S.A.

### Important information

This material has been issued by Pictet Asset Management (Hong Kong) Limited. All Pictet entities are collectively referred to as Pictet in this material. This material has not been reviewed by the Securities and Futures Commission or any other regulatory authority. The issuer of this material is Pictet Asset Management (Hong Kong) Limited. The fund is not established in Macau Special Administrative Region and is subject to a different regulatory regime. This material is produced solely for information purposes and does not constitute investment advice, nor does it constitute an offer, an invitation to offer, a recommendation or solicitation to buy, sell, dispose of or subscribe to any financial instruments, investment strategy and/or shares in any Pictet managed fund(s), or as any form of commitment by Pictet to enter into any transaction in relation to the financial instruments, investment strategy and/or Pictet managed fund(s) discussed herein. The investment guidelines are internal guidelines which are subject to change at any time and without any notice. The mentioned financial instruments are provided for illustrative purposes only and shall not be considered as a direct offering, investment recommendation or investment advice. Reference to a specific security is not a recommendation to buy or sell that security. Effective allocations are subject to change and may have changed since the date of the marketing material. Information used in the preparation of this material is based upon sources believed to be reliable, but no representation or warranty is given as to the accuracy or completeness of those sources. Information, opinions and estimates contained in this document reflect a judgment at the original date of publication and are subject to change without notice. The commentaries made in this material were not prepared for any particular investment objectives, financial situation or requirements of any specific investor and should not be regarded by you as a substitute for the exercise of your own judgment. Pictet (including the directors, agents and employees of all Pictet entities) does not assume any fiduciary duty to you, nor does it accept any liability for any loss or damage arising out of the use of all or any part of this material. Investment involves risk. Past performance is not a guarantee or a reliable indicator of future performance. The value and income of any of the securities or financial instruments mentioned in this document may fall as well as rise and, as a consequence, investors may receive back less than originally invested. Tax treatment depends on the individual circumstances of

each investor and may be subject to change in the future. Before making any investment decision, investors are recommended to ascertain if this investment is suitable for them in light of their financial knowledge and experience, investment goals and financial situation, or to obtain specific advice from an industry professional. Risk factors applicable to Pictet managed funds are listed in their offering documents and are not intended to be reproduced in full in this material. Only the latest versions of the offering documents of any Pictet managed fund(s) discussed herein, may be relied upon. Such offering documents are available on [www.pictet.com/assetmanagement](http://www.pictet.com/assetmanagement) (subject to terms and conditions).

Only applicable to investors in Mainland China: This material has not been and will not be approved by any PRC governmental or regulatory authority. Generally, this material must be distributed to specific entities on a private basis and is solely for use by such specific entities, including but not limited to Qualified Domestic Institutional Investors, who satisfy themselves that all applicable PRC laws and regulations have been complied with, and all necessary government approvals and licenses (including any investor qualification requirements) have been obtained in connection with their investment outside PRC. This product is established in accordance with Hong Kong laws. Its investment operations, information disclosure, and other regulatory standards are subject to Hong Kong laws and the relevant regulations of the Securities and Futures Commission (SFC). Please read the fund's legal documents carefully and pay attention to its specific risks.

The MSCI information may only be used for your internal use, may not be reproduced or disseminated in any form and may not be used as a basis for or a component of any financial instruments or products or indices. None of the MSCI information is intended to constitute investment advice or a recommendation (to make (or refrain from making) any kind of investment decision and may not be relied on as such. Historical data and analysis should not be taken as an indication or guarantee of any future performance analysis, forecast or prediction. The MSCI information is provided on an as is basis and the user of this information assumes the entire risk of any use made of this information. MSCI, each of its affiliates and each other person involved in or related to compiling, computing or creating any MSCI information (collectively, the MSCI Parties") expressly disclaims all warranties (including, without limitation, any warranties of originality, accuracy, completeness, timeliness, non-infringement, merchantability and fitness for a particular purpose) with respect to this information. Without limiting any of the foregoing, in no event shall any MSCI Party have any liability for any direct, indirect, special, incidental, punitive, consequential (including, without limitation, lost profits) or any other damages. ([www.msci.com](http://www.msci.com)).

Copyright 2026 Pictet

UCITS AND NON-UCITS DO NOT HAVE A GUARANTEED RETURN AND PREVIOUS RETURNS DO NOT GUARANTEE FUTURE ONES  
Don't take unnecessary risks. Read the prospectus and the Key Information Document before investing